





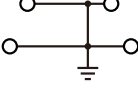






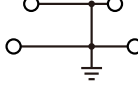






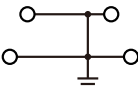


## 雙層軌道端子

品號	圖示	插線孔徑 (mm <sup>2</sup> )	連接方式	顏色	認證
<a href="#">DPTTB1.5</a>		1.5		深灰	CE 
<a href="#">DPTTB1.5GN</a>				綠	CE 
<a href="#">DPTTB1.5-PE</a>		1.5		綠混黃	CE 
<a href="#">DPTTB2.5</a>			2.5		深灰
<a href="#">DPTTB2.5GN</a>				綠	CE 
<a href="#">DPTTB2.5-PE</a>		2.5		綠混黃	CE 
<a href="#">DPTTB4</a>			4		深灰
<a href="#">DPTTB4GN</a>				綠	CE 
<a href="#">DPTTB4-PE</a>		4		綠混黃	CE 